

# XTH Air Hammer



YOU CAN COUNT ON IT

**INROCK<sup>®</sup>**

A SANDVIK COMPANY



# The new XTH Air Hammer – a reliable partner that gets the job done

The new XTH Air Hammer from Inrock has everything a driller needs for a successful HDD hammer project. Together with Sandvik, we've developed a more reliable way of drilling with a higher penetration rate and low air consumption that saves fuel without reducing speed or power. Discover all the benefits of the new XTH Air Hammer.




## Custom designed Inrock oiler

- Inrock custom-designed oilers offer additional benefits such as an automatic water separator that keeps the lines clean from condensation.
- The oiler has a built in check valve as an additional failsafe to keep water from backing up into the oiler.
- Our oiler also has an optional automatic shutoff valve.



## High flow side load sonde housing


- High flow sonde makes it easier to keep the holes clean and reduces back pressure.
- Side load sondes are smoothly replaced without breaking any connections compared to the Rear Load Sonde housings our competitors offer.



The unique new spiral piston design reduces the risk of stress points and potential cracking, providing greater reliability.

Say goodbye to weak foot valves. Our competitors often use plastic foot valves in their hammer bits that easily break, causing unnecessary production delays and costs. In the new THX Air Hammer, we've removed the need for a brittle foot valve without losing efficiency.

Our improved foot valve design allows for better air circulation, which means fewer leakages, and better utilization of the air. This will in turn increase the power output and the rate of penetration.



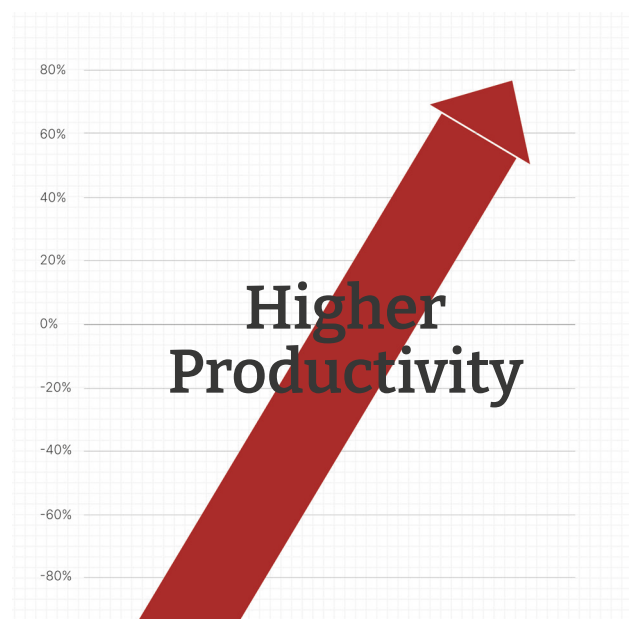
**Less  
Downtime**

The three-phase piston on the new THX Air Hammer has a compression design that eliminates the so called "dead spots" since the hammer can fire in all positions. The thicker case design prevents bending and increases hammer wear life.

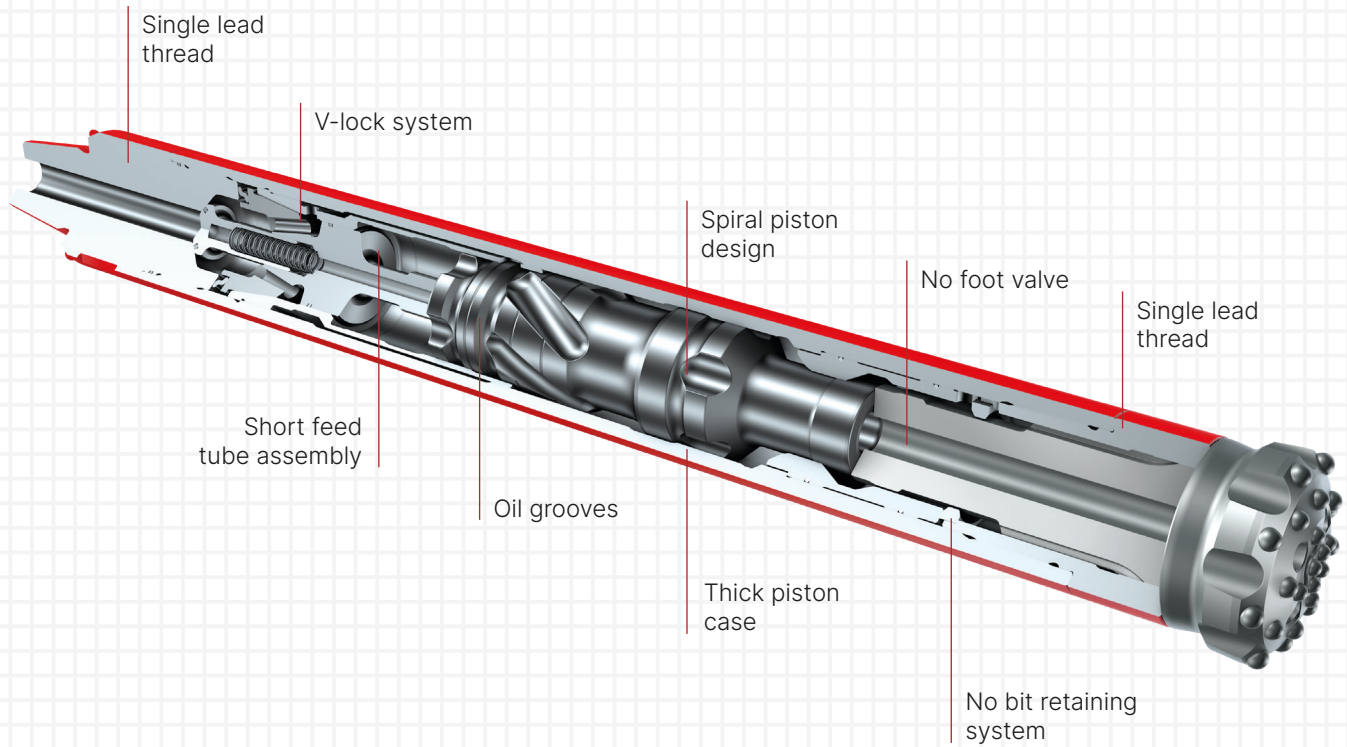
The new THX Air Hammer is an innovation designed to last, and to give you:

- Higher speed
- Lower repair costs
- Higher rate of penetration
- Less production failures

**YOU CAN COUNT ON IT!**



# XTH FEATURES



**V-LOCK SYSTEM** – ensures that all the internal components stay in place with no movement. If they move the internals will fail.

**SHORT FEED TUBE ASSEMBLY** – less likely to break or become misaligned, more reliable

**OIL GROOVES** – ensures oil reaches all vital components. They also act as a dynamic seal and this decreases the air leakage.

**NEW BIT RETAINING SYSTEM** – this is a patented solution that will help in preventing the bit from mushrooming on the guide shoulder.

**NO FOOT VALVE** – standard QL-shank but with no foot valve. It's the guide sleeve that allows us to take the foot valve out; reliability less prone to premature failure.

**SPIRAL PISTON DESIGN** – piston is designed to have a minimum amount of bending to increase reliability.

**SINGLE LEAD THREAD** – ensures that both top and driver sub are in place when the drill string is pulled back.

**THICK PISTON CASE** – thicker piston casing to prevent bending.

# INROCK XTH-35 HDD 3.5"

## COMPLETE HAMMER

2 3/8" API Reg Pin HDD

2001358

WEIGHT		OUTSIDE DIAMETER		HAMMER LENGTH		HAMMER LENGTH WITH BIT			
KG	LB	MM	INCH	MM	INCH	BIT CLOSED		BIT EXTENDED	
						MM	INCH	MM	INCH
33	72	89	3.5	914	36.0	979	38.5	1,004	39.5

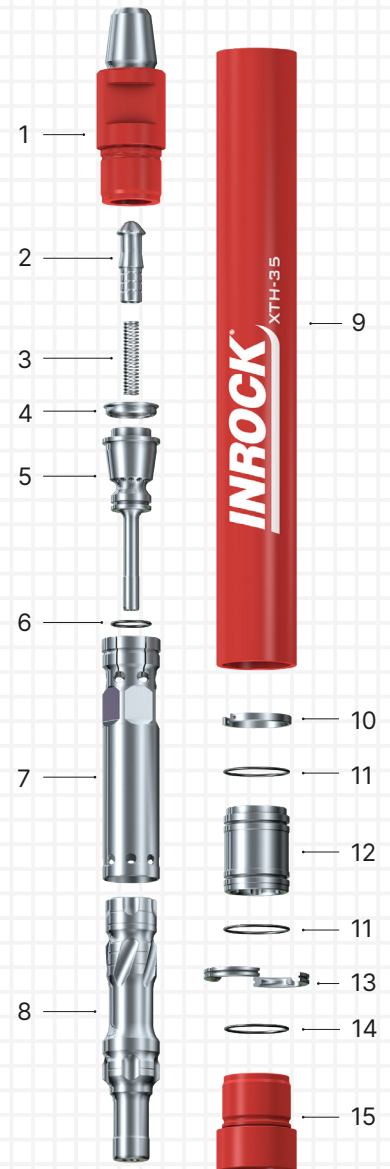
AIR CONSUMPTION, CFM			AIR CONSUMPTION, M <sup>3</sup> /MIN, DIN 1343		
150 PSI	250 PSI	350 PSI	10 BAR	18 BAR	24 BAR
159	293	392	4.5	8.3	11.1

REPLACEMENT PARTS	ITEM DESCRIPTION	WEIGHT, KG	WEIGHT, LB	PART NO.
1.	Top Sub			
	2 3/8" API Reg Pin HDD	6.3	13.9	2001359
2.	Check Valve Dart no Choke	0.3	0.7	2001327
3.	Check Valve Spring	0.02	0.04	2001328
4.	Make Up Ring	0.1	0.2	2001361
5.	Air Distributor with O-Ring	1.9	4.2	2001362
6.	O-Ring Air Distributor			In seal kit
7.	Inner Cylinder	1.9	4.2	2001363
8.	Piston	5.3	11.7	2001364
9.	Piston Case HDD	13.5	29.7	2001365
10.	Piston retaining ring	0.05	0.11	2001366
11.	O-Ring Guide Sleeve			In seal kit
12.	Guide Sleeve with O-Ring	1.3	2.9	2001367
13.	Bit Retainer Ring with O-Ring	0.2	0.4	2001368
14.	O-Ring Bit Retainer Ring			In seal kit
15.	Driver Sub HDD	2.2	4.8	2001539

## SEAL KIT

1 Piece of 6, 14 & 2 of 11	0.01	0.02	2001370
----------------------------	------	------	---------

BIT SHANK	DIAMETER		SHANK SIZE	WEIGHT	
	MM	INCH		KG	LB
Convex Flat Bit	102	4	SS35	6,3	14,0
Slant Face Bit	102	4	SS35	6,3	13,9



# INROCK XTH-40 HDD 4"

## COMPLETE HAMMER

2-7/8" API Reg Pin HDD

2001342


WEIGHT		OUTSIDE DIAMETER		HAMMER LENGTH		HAMMER LENGTH WITH BIT			
						BIT CLOSED		BIT EXTENDED	
KG	LB	MM	INCH	MM	INCH	MM	INCH	MM	INCH
52	114	107	4.2	1,016	40	1,106	43.5	1,140	44.9

AIR CONSUMPTION, CFM			AIR CONSUMPTION, M <sup>3</sup> /MIN, DIN 1343		
150 PSI	250 PSI	350 PSI	10 BAR	18 BAR	24 BAR
237	441	597	6.7	12.5	16.9

REPLACEMENT PARTS	ITEM DESCRIPTION	WEIGHT, KG	WEIGHT, LB	PART NO.
1.	Top Sub			
	2-7/8" API Reg Pin HDD			2001343
2.	O-ring Top Sub			In seal kit
3.	O-ring Check Valve Dart			In seal kit
4.	Check Valve Dart	0.3	0.7	2001327
5.	Check Valve Spring	0.04	0.1	2001328
6.	Make Up Ring	0.1	0.2	2001330
7.	Air Distributor with O-Ring	2.8	6.2	2001331
8.	O-Ring Air Distributor			In seal kit
9.	Inner Cylinder	2.6	5.7	2001333
10.	Piston	8.5	18.7	2001334
11.	Piston Case HDD	19.5	42.9	2001335
12.	O-Ring Guide Sleeve			In seal kit
13.	Guide Sleeve with O-Ring	1.3	2.9	2001336
14.	Bit Retainer Ring	0.2	0.4	2001337
15.	Driver Sub HDD	3.4	7.5	2001541

SEAL KIT				
1	Piece of 2, 3, 8 & 12	0.01	0.02	2001339

BIT SHANK	DIAMETER		SHANK SIZE	WEIGHT	
	MM	INCH		KG	LB
Convex Flat Bit	127	5	QLX40	9,8	21,7
Slant Face Bit	127	5	QLX40	9,6	21,1





# INROCK XTH-50 HDD 5"

## COMPLETE HAMMER

3-1/2" API Reg Pin HDD

2001344

WEIGHT		OUTSIDE DIAMETER		HAMMER LENGTH		HAMMER LENGTH WITH BIT			
						BIT CLOSED		BIT EXTENDED	
KG	LB	MM	INCH	MM	INCH	MM	INCH	MM	INCH
82	181	131	5.2	1,052	41.4	1,141	44.9	1,170	46


AIR CONSUMPTION, CFM			AIR CONSUMPTION, M <sup>3</sup> /MIN, DIN 1343		
150 PSI	250 PSI	350 PSI	10 BAR	18 BAR	24 BAR
250	526	755	7.1	14.9	21.4

REPLACEMENT PARTS ITEM DESCRIPTION	WEIGHT, KG	WEIGHT, LB	PART NO.
1. Top Sub 3 1/2" API Reg Pin HDD			2001345
2. O-ring Top Sub			In seal kit
3. O-ring Check Valve Dart			In seal kit
4. CV SS Check Valve Dart	0.5	1.1	2001346
5. Check Valve Spring	0.02	0.04	2001347
6. Make Up Ring	0.2	0.4	2001348
7. Air Distributor with O-Ring	4.6	10.1	2001349
8. O-Ring Air Distributor			In seal kit
9. Inner Cylinder	3.9	8.6	2001350
10. Piston	15.0	33.1	2001351
11. Piston Case HDD	31.6	69.7	2001352
12. O-Ring Guide Sleeve			In seal kit
13. Guide Sleeve	3.2	7.1	2001353
14. Bit Retainer Ring	0.2	0.4	2001354
15. Driver Sub HDD	5.6	12.3	2001540

## SEAL KIT

1 Piece of 2, 3, 8 & 12	0.01	0.02	2001356
-------------------------	------	------	---------


BIT SHANK	DIAMETER		SHANK SIZE	WEIGHT	
	MM	INCH		KG	LB
Convex Flat Bit	152	6	QL50	16,4	36,1
Slant Face Bit	152	6	QL50	16,7	36,8





## Convex Flat Bit

- Designed to maximize rate of penetration in even the hardest rock
- Additional gauge inserts to minimize bit wear and on gauge
- Added backout inserts to clean hole if trip out is needed
- Highest insert count in the industry



## Slant Face Bit

- Designed for maximum steerability in a variety of hammer drilling conditions
- Additional gauge inserts to minimize bit wear and on gauge
- Added backout inserts to clean hole if trip out is needed
- Highest insert count in the industry

INROCK U.S.A  
6000 BRITTMOORE  
HOUSTON, TX 77041  
(877) 2 INROCK  
SALES@INROCK.COM

INROCK INTERNATIONAL  
ST. JOSEPH'S BUSINESS PARK, UNIT 3,  
HOVE, EAST SUSSEX  
BN3 7HG, UNITED KINGDOM  
+ (44) 1273-735-500  
SOLUTIONS@INROCK.CO.UK

INROCK CANADA  
7501 42 STREET  
LEDUC, ALBERTA  
CANADA T9E 0R8  
(780) 986-8813  
SALES@INROCK.COM

Setting the standard for  
superior performance